

Aston

- A popular heritage style lantern, robust and adaptable. A wide range of complementary wall and column bracketry supports the Aston range.
- Classic Tear Drop Heritage lantern
- Wide range of sizes to suit various mounting heights and requirements
- Various optics/reflector options to reduce light pollution and skyglow, while providing a variety of distributions appropriate to most applications
- Ease of maintenance with no-tool access and 1/4 turn sealed lamp holder design
- EasyFit adapter for ease of installation and accurate alignment of luminaire



Technical info

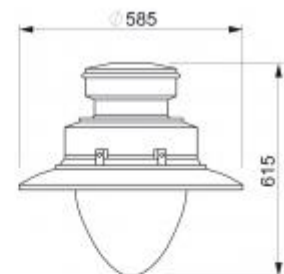
| | |
|--------------------|--|
| Materials | Body: Spun aluminium canopy Glazing: Double UV stable polycarbonate, Acrylic optional |
| Ingress Protection | IP66 optical compartment IP44 gear compartment |
| Finishes | Polyester powdercoat to any BS / RAL colours Stoving acrylic painted to any BS / RAL colours |
| Optics | Can accommodate our range of optics for both street and car park lighting Call for details |
| Gear | Upto 250W SONT Upto 250W MH Upto 140W Cosmopolis Upto 250W Ceramic Metal Halide LED Array Compact Fluorescent |
| Fixings | Stainless Steel |
| Recommended Height | 6m - 12m |
| Mounting | Top entry outreach bracket Post top via stirrup bracket |
| Mounting Details | Suspended via Candela Easy Fit adaptor Post top bracket to suit a wide range of column and spigot sizes |
| Maintenance | Drop down plate hinges for access to gear and lamp. Lamp change via 1/4 turn lampholder. No tools required |
| Weight | 15Kg's dependant on gear Call for specific details |
| Photo Cell | Miniature PEC Nema socket |

Typical Applications

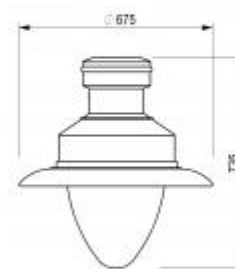
| | |
|------------------|------------|
| ✓ Carpark | ✓ Amenity |
| ✓ Street/Highway | ✓ Exterior |
| ✓ House Builder | |



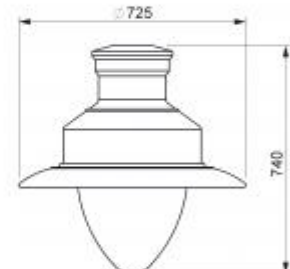
ASTON MINI



ASTON MIDI



ASTON MAXI



ASTON MAJOR



candela

L I G H T